

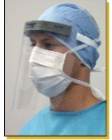


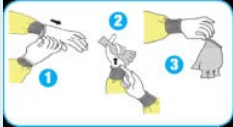

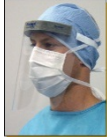



## PUTTING ON (DONNING) Personal Protective Equipment (PPE)

1	Wash hands	
2	Put on face mask or respirator (if required) <ul style="list-style-type: none"> <li>• Place mask over nose and mouth and below chin</li> <li>• Pull elastic bands over head – upper band above ear line, lower band below ear line</li> <li>• Fit-check respirator by moulding nose strip over bridge of nose to get a snug fit</li> </ul>	
3	Put on goggles or eyeshield (if required)	
4	Gown <ul style="list-style-type: none"> <li>- Long sleeves down to wrist</li> <li>- Length of gown down to knees</li> <li>- Ties at back of neck and waist</li> </ul>	
5	Put on gloves <ul style="list-style-type: none"> <li>• Pull over wrist of isolation gown</li> </ul>	
<p><b>Safety note:</b> While wearing PPE avoid touching your face or adjusting the PPE once in the infectious area.</p>		

**REMOVING (DOFFING) Personal Protective Equipment (PPE)**  
**Remove PPE at doorway or in anteroom**

1	<p>Remove gloves</p> <ul style="list-style-type: none"> <li>• Grasp outside of first glove with opposite gloved hand and peel off</li> <li>• Hold removed glove in gloved hand</li> <li>• With ungloved hand slide finger just under wrist of gloved hand</li> <li>• Roll off over first glove</li> <li>• Discard in waste bin</li> </ul>	
2	<p>Remove gown (front of gown is contaminated)</p> <ul style="list-style-type: none"> <li>• Do not touch outside of gown</li> <li>• Undo ties at neck and waist</li> <li>• Roll off from neck and shoulders, turning gown inside out</li> <li>• Discard in waste bin</li> </ul>	
3	<p>Wash hands</p>	
4	<p>Remove goggles or eyeshield (if wearing)</p> <ul style="list-style-type: none"> <li>• Do not touch front of goggles or eyeshield</li> <li>• Hold earpieces of goggles or headband of eyeshield and remove</li> <li>• Place in container for cleaning and disinfection</li> </ul>	
5	<p>Remove face mask or respirator (remove respirator mask after leaving isolation room and closing door when on airborne precautions)</p> <ul style="list-style-type: none"> <li>• Do not touch front of mask or respirator</li> <li>• For respirator mask: grasp top tape and then bottom tape, lift carefully over head and remove</li> <li>• For surgical mask: untie straps and lift away from face</li> <li>• Discard in waste bin</li> </ul>	
6	<p>Wash hands</p>	